



HEATING & COOLING
SOLUTIONS



ALL AIR CONDITIONERS CLAIM TO OFFER YOU COMFORT. AT DAIKIN WE AIM TO OFFER YOU MORE, WITH SOMETHING WE CALL 'COMFORT BY DESIGN'. THIS RELATES TO OUR PASSION FOR DESIGNING AND ENGINEERING SMART TECHNOLOGIES TO ENSURE YOUR COMFORT LEVELS ARE MAXIMISED.



COMFORT BY DESIGN

Our commitment to your comfort is demonstrated in our global focus on research and development, and the establishment of our own world-class Australasian manufacturing facility.

Daikin's recognised as an expert in air conditioning. In fact, we are the only company in the world to make both air conditioners and refrigerants which enables us to provide products that are world leading in performance, quality and reliability.

Daikin's extensive product range can be found in homes, offices, hotels and shops around the world.



CONTENTS

DAIKIN DUCTED AIR	P4
DAIKIN TECHNOLOGY	P6
CONTROLLERS & APPS	P8
PREMIUM INVERTER	P10
STANDARD INVERTER	P12
FBQ & FDXS	P14
WHY CHOOSE A DAIKIN DEALER?	P16
PRODUCT SPECIFICATIONS	P17
FEATURES & BENEFITS	P22

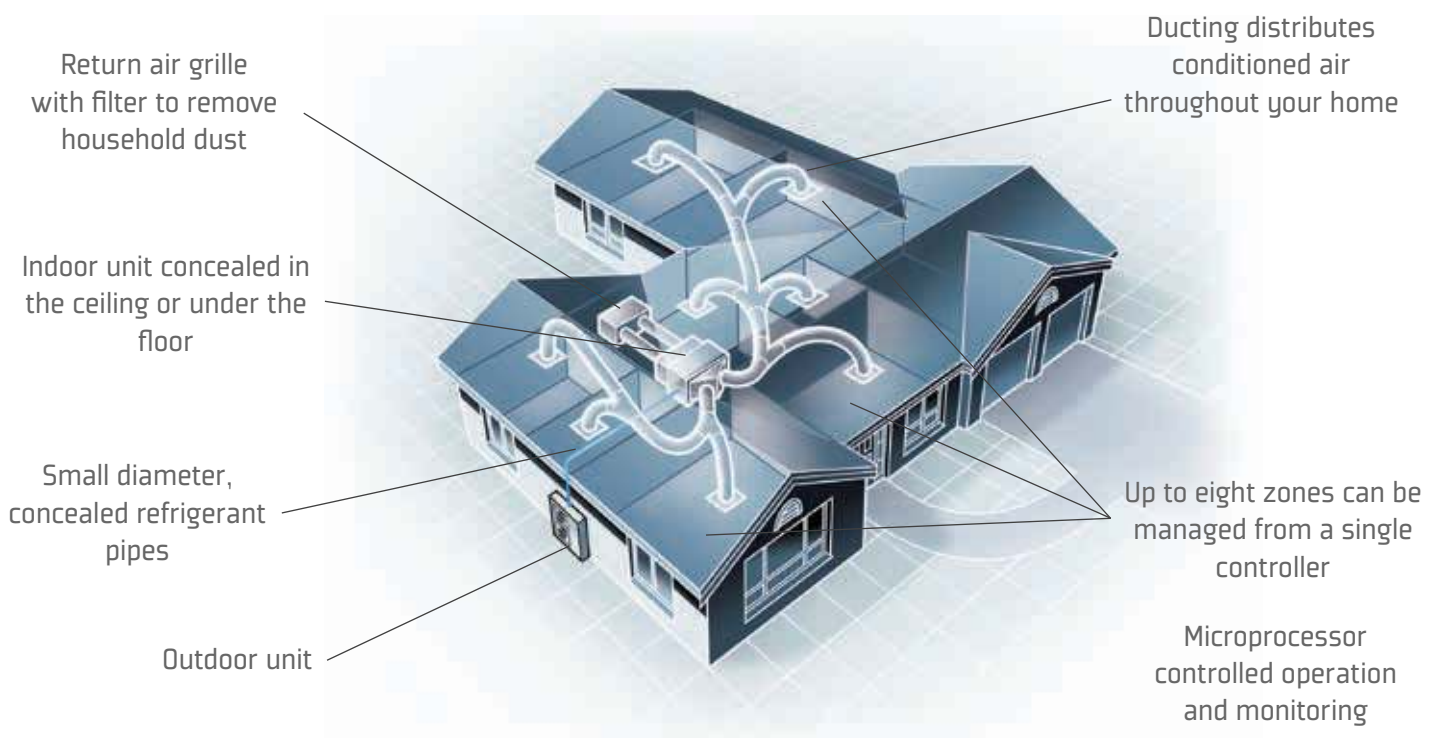
DAIKIN DUCTED AIR

WHOLE HOUSE COMFORT

A Daikin ducted system provides discreet air conditioned comfort throughout your entire home. It can be installed in a new home or tailored to suit an existing one, and once installed, only the controller, the return air and discharge grilles are visible inside your home.

A Daikin ducted air conditioner consists of an indoor and outdoor unit and flexible ducting. The indoor unit is concealed out of sight in your ceiling or under the floor, with flexible ducting distributing conditioned air through vents located throughout your home. An outdoor unit is positioned in a discreet location outside your home.

DAIKIN DUCTED AIR CONDITIONING AT A GLANCE



TRUSTED NAME



DAIKIN DUCTED MORE FOR YOUR MONEY

FLEXIBLE ZONING OPTIONS FOR YOUR HOME

Daikin ducted air conditioning gives you the flexibility to heat or cool every room in your home. Your home can be 'zoned' to maximise energy efficiency and comfort. For example, you may want the bedrooms in zone one, the living areas in zone two and so on. The position of discharge grilles can also be tailored to suit the shape of each room, for optimum air circulation.

LOCAL AFTER SALES SERVICE & SUPPORT

Daikin has an established Service Department including an in house call centre, spare parts division and support centre for all technical enquiries.



DAIKIN EXCEEDS MEPS ENERGY EFFICIENCY REQUIREMENTS

In the interests of increasing the overall air conditioning efficiency, all ducted air conditioners with a cooling capacity of up to 65kW sold in Australia or New Zealand must now comply with the Minimum Energy Performance Standards (MEPS), as set out in Australian and New Zealand Standard 3823.2:2013.

All Daikin air conditioners exceed MEPS requirements, in line with Daikin's commitment to providing energy efficient, quiet, simple to use and reliable air conditioning solutions.



DAIKIN TECHNOLOGY



DELIVERING COMFORT AND ENERGY EFFICIENCY FOR YOUR HOME

For over 90 years, Daikin has invested heavily in Research and Development to deliver more effective climate control for you and your family. Daikin technologies help make Daikin air conditioners energy efficient, powerful, durable and easy to use.

COMFORT REINVENTED

SYNCHRONOUS TECHNOLOGY

Daikin ducted air conditioners are designed by Daikin from the ground up. Unlike some other air conditioners made with "off the shelf" components from a variety of different suppliers, Daikin air conditioners use only Daikin compressors, heat exchangers, electronics, radial fans and other components specifically designed by Daikin engineers to work in perfect harmony.

RELUCTANCE DC MOTOR

Daikin's Reluctance DC motor utilises powerful neodymium magnets that are 10 times stronger than conventional ferrite magnets. By maximising torque, Daikin's Reluctance DC motor can boost efficiency by up to 40% more than conventional motors, particularly at lower rotational speeds where most air conditioners operate.



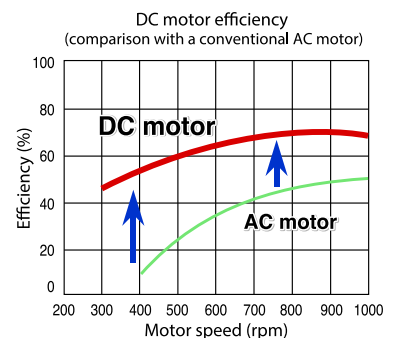
FERRITE MAGNET



NEODYMIUM MAGNET

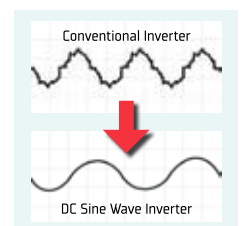
DC FAN MOTOR

Daikin indoor units are equipped with a variable speed high efficiency DC fan motor. By utilising high power permanent magnets instead of the induced magnetism of conventional AC motors, Daikin's DC motor can deliver significantly higher motor efficiency. The DC motor control system can also be set to one of fifteen different fan speed ranges to allow your installer to precisely match the airflow to your ducting configuration.



DC SINE WAVE INVERTER


To further enhance the inverter technology, Daikin's outdoor units now feature DC Sine Wave Inverter Technology, for smoother motor rotation, resulting in both lower operating noise levels and improved energy efficiency.





SCROLL COMPRESSOR

Daikin's Scroll Compressors are quieter and more efficient than conventional compressors thanks to their high pressure dome construction, minimising heat loss and the use of high pressure lubrication oil, reducing thrust losses. Combined, these features result in improved efficiency and reduced operating noise levels.



SWING COMPRESSOR

In contrast to a rotary compressor, the smooth operation of Daikin's patented swing compressor reduces frictional losses, improving both the efficiency of the compression process and overall system reliability. Swing compressors also suppress vibration, resulting in a more durable, more efficient and quieter compressor.




NEO AERO SPIRAL FAN

Daikin used air flow analysis techniques developed by NASA to design the Neo Aero Spiral Fan. Unique to Daikin, the Neo Aero Spiral Fan blade tips are shaped to reduce air turbulence across the surface of the fan, for quieter, more efficient operation.



SAW EDGE FAN BLADE

Developed to further enhance the efficiency of Daikin's Neo Aero Spiral Fan, the addition of dimples at the rear of the blade smooths air flow over the blade surface, reducing turbulence which in turn results in a quieter, more efficient means of delivering comfort to your home.



SUPER AERO GRILLES

Daikin's Super Aero Grilles have also been designed for high air flow volume. Aero grilles not only look good, but help make your air conditioner efficient and reduce operating noise levels.

PREDICTED MEAN VOTE (PMV) CONTROL

In automatic mode, Predicted Mean Vote control measures indoor and outdoor temperatures to calculate the ideal room temperature. As conditions change throughout the day, PMV Control gently adjusts your room temperature, maintaining an optimum balance between efficiency and comfort.

CROSS-PASS HEAT EXCHANGER

Daikin's Cross-Pass Heat Exchanger crosses refrigerant flows from two directions, reducing temperature hot-spots for more efficient operation and enhanced performance compared to single pass heat exchangers.

SMOOTH BELL MOUTH AIR INLET

Complementing the quiet efficiency of Daikin's Neo Aero Spiral Fan is an efficient bell mouthed air inlet. Incorporating air guides to minimise intake turbulence, the bell mouth design reduces operating noise and improves air flow for more efficient operation.



*Note: Not all features are available on all models - Refer to checklist on page 23

CONTROL YOUR DAIKIN

COMFORT AT YOUR FINGERTIPS

At Daikin, we have a range of controllers available to control your ducted air conditioning system to suit your lifestyle needs.

With SkyFi, controlling your Daikin system from anywhere, anytime has never been easier.

SMART DEVICE CONNECTIVITY

SkyFi



*PLEASE NOTE:

- * Interface and installation charges may apply – refer Daikin dealer
- ** Requires Wi-Fi network
- ^ Requires Wi-Fi network & internet connection. Local network access charges may apply. SkyFi requires BRP15A61 Adaptor

1. Direct Connection

For locations without a Wi-Fi network, the app can wirelessly connect directly to a SkyFi equipped air conditioner, when in range.



2. Wi-Fi Connection**

A SkyFi equipped air conditioner can easily be joined to a local Wi-Fi network. Once connected, the system can be controlled from any networked Android or iOS device.



3. Internet Connection ^

Monitor and control your system from virtually anywhere, with no subscription costs from Daikin. All you need is a permanent internet connection for your Wi-Fi network, and an internet connection for your phone or tablet.

NAV EASE CONTROLLER

[Included with Premium Inverter & Standard Inverter models]



SkyFi

Smartphone Interface
optional accessory.

FEATURES

1. Clear, backlit display with easy-to-read text.
2. Weekly schedule timer, to program on and off times.
3. Home Leave function can turn your air conditioner on automatically when room temperatures drop below 10°C.
4. Quick Cool / Heat mode, which temporarily increases air conditioning power to more rapidly reach your desired operating temperature, before automatically returning to normal operation.
5. Set Temperature Mode Changeover, automatically switches from a cooling to heating cycle, or a heating to cooling cycle at pre-set points.
6. Temperature Limit, to predefine a temperature range for cooling or heating cycles, helping you reduce your energy consumption.

MODEL NO: BRC1E62

ZONE CONTROLLER

[Optional upgrade for Premium Inverter & Standard Inverter models]



SkyFi

Smartphone Interface
optional accessory.

FEATURES

1. Backlit display with easy-to-read text.
2. Flexible installation for location anywhere in your home.
3. Three different timer & time clock operations for precise, programmable control for your home.
4. Countdown On-Off timer, programmable in 1 hour increments for up to 12 hours.
5. A simple 7-day Time Clock, to program the controller to turn the system on or off at set times any day of the week. Two different on and off programs can be set for each day of the week.
6. An advanced 7-day Time Clock extends the functionality of the Simple 7-day Time Clock with advanced features such as Zone Control and Temperature Sensor Selection, for the ultimate in-home comfort.

MODEL NO'S:

- BRC230Z4 - Up to four zones (230-240v)
- BRC230Z8 - Up to eight zones (230-240v)
- BRC24Z4 - Up to four zones (24v)
- BRC24Z8 - Up to eight zones (24v)
- BRC5ZC - Second slave controller for double storey homes

OTHER CONTROLLER MODEL NO:

- BRC2A51 - Simple L.C.D. wired remote controller
- BRC4C62 - Infra-red wireless remote control kit

*NOTE: ° FDYQ, FDYQN & FBQ models only. FDXS models come standard with wireless remote controller ARC433A103
°° Zone Controller cannot be used in conjunction with any other controller besides the Daikin Sub Zone Controller option.
For a full list of features of the controllers listed here, please speak to your dealer

PREMIUM INVERTER



PERFORMANCE & DESIGN FLEXIBILITY

Engineered to deliver superior energy performance, design flexibility and R22 retrofit capability. The new Premium Inverter range is perfect for your home or commercial application.

EFFICIENT & FLEXIBLE

SUPERIOR ENERGY PERFORMANCE

Daikin's new Premium Inverter Series takes energy efficiency to the next level. Engineered with features such as a redesigned Cross-Pass Heat Exchanger on the outdoor unit, DC Fan motor on the indoor unit and improved refrigerant control technology. The new Premium Inverter range showcases industry leading energy performance.

DESIGN FLEXIBILITY

Our Premium Inverter systems allow a maximum piping length of up to 150m* and are pre-charged to 30m[^]. These units are also equipped with a DC Fan motor on the indoor unit with up to 15 different fan speed settings that can be enabled through a field code from your BRC1E62 controller. These features and others are designed to enable flexibility in applying these products into various domestic and commercial applications.



R22 RETROFIT CAPABILITY

The new Premium Inverter range can be retrofitted[^] onto an existing R22 system by simply replacing both the indoor and outdoor units whilst retaining the field piping intact⁺. This allows for a convenient and cost effective means of upgrading an existing system that may be at the end of its useful operating life.

* Applies to model – RZYQ10PUY1

[^] Applies to models – RZQS50AV1 to RZQS200AY1

⁺ Strict guidelines apply, please speak to Daikin representative for further information



SkyFi

(OPTIONAL)

The SkyFi Smartphone Interface is an optional accessory that allows you to control your Daikin Ducted System from anywhere anytime.

BASIC SPECIFICATIONS

		SINGLE PHASE						
INDOOR UNIT		FDYQ50DV1	FDYQ60DV1	FDYQ71LAV1	FDYQ100LAV1	FDYQ125LAV1	FDYQ140LBV1	FDYQ160LAV1
OUTDOOR UNIT		RZQS50AV1	RZQS60AV1	RZQS71AV1	RZQS100AV1	RZQS125AV1	RZQS140AV1	RZQS160AV1
Rated Capacity	Cool [kW]	5.1	6.0	7.1	10.0	12.5	14.0	16.0
	Heat [kW]	6.0	7.0	7.5	12.5	15.0	16.5	18.0
Capacity Range	Cool [kW]	3.2-5.6	3.2-6.0	3.2-8.0	5.0-11.2	5.7-14.0	6.2-15.5	7.3-16.3
	Heat [kW]	3.5-7.0	3.5-8.0	3.5-9.0	5.1-12.8	6.0-16.2	6.2-18.0	7.3-18.2
Power Input [Rated]	Cool [kW]	1.5	1.71	2.05	2.62	3.68	4.13	4.92
	Heat [kW]	1.62	2.09	1.89	3.02	3.79	4.29	4.72
E.E.R./C.O.P.	Cool/Heat	3.40/3.70	3.51/3.35	3.46/3.96	3.82/4.14	3.40/3.96	3.39/3.85	3.25/3.81

		THREE PHASE						
INDOOR UNIT		FDYQ100LAV1	FDYQ125LAV1	FDYQ140LBV1	FDYQ160LAV1	FDYQ180LBV1	FDYQ200LBV1	FDYQ250LAV1
OUTDOOR UNIT		RZQS100AY1	RZQS125AY1	RZQS140AY1	RZQS160AY1	RZQS180AY1	RZQS200AY1	RZYQ10PUY1
Rated Capacity	Cool [kW]	10.0	12.5	14.0	16.0	18.0	20.0	24.0
	Heat [kW]	12.5	15.0	16.5	18.0	20.0	22.4	26.8
Capacity Range	Cool [kW]	5.0-11.2	5.7-14.0	6.2-15.5	7.3-16.3	10.8-20.0	12.0-22.4	15.0-28.0
	Heat [kW]	5.1-12.8	6.0-16.2	6.2-18.0	7.3-18.2	12.0-22.4	13.4-25.0	16.8-31.5
Power Input [Rated]	Cool [kW]	2.62	3.68	4.13	4.92	5.64	6.08	7.47
	Heat [kW]	3.02	3.79	4.29	4.72	5.84	6.17	8.14
E.E.R./C.O.P.	Cool/Heat	3.82/4.14	3.40/3.96	3.39/3.85	3.25/3.81	3.19/3.42	3.29/3.63	3.21/3.29

STANDARD INVERTER



COMPACT & EFFICIENT

Engineered to deliver a compact and efficient design, the new Standard Inverter series is ideal for installation into the tight roof space of any modern home.

THE MAIN ATTRACTIONS

IMPROVED ENERGY EFFICIENCY

The improved energy efficiencies of the Standard Inverter series have been achieved through the use of a DC Fan motor on the indoor unit and a Cross Path Heat Exchanger on the outdoor unit. Pipe sizes on the outdoor heat exchanger coil have been reduced and the number of passes increased in order to improve the capacity output and efficiency of the system.

COMPACT SIZE

With a small compromise in energy efficiency, the 140 & 160 Class is now housed in a compact casing for easier installation in tight roof spaces. Further, the 100 & 180–250 Class outdoor unit has been re-engineered to deliver a compact condenser which makes placement of the unit much more flexible.

FAN SETTINGS

The DC Fan motor on the indoor unit is designed to enable up to 15 different fan speed settings selectable through a field code on the BRC1E62 controller to match the airflow to your ductwork configuration.



CONVENIENT OPERATIONS

Through the use of the SkyFi, our ducted system can be conveniently controlled and monitored from either within or outside of the home. The SkyFi app developed for both iOS (Apple) and Android platforms, allows you to control your ducted system via your smartphone or tablet device.

If the ducted unit is fitted with a Zone controller, the SkyFi app will automatically detect and display the zones on your smartphone or tablet device for convenient and efficient control of your home environment.



SkyFi

[OPTIONAL]

The SkyFi Smartphone Interface is an optional accessory that allows you to control your Daikin Ducted System from anywhere anytime.

BASIC SPECIFICATIONS

		SINGLE PHASE				
INDOOR UNIT		FDYQN71LAV1	FDYQN100LAV1	FDYQN125LAV1	FDYQN140LBV1	FDYQN160LAV1
OUTDOOR UNIT		RZQ71LV1	RZQ100LV1	RZQ125LV1	RZQ140LV1	RZQ160LV1
Rated Capacity	Cool [kW]	7.1	10.0	12.5	14.0	15.5
	Heat [kW]	7.5	12.5	15.0	16.5	18.0
Capacity Range	Cool [kW]	3.2-7.1	5.0-10.0	5.7-12.5	6.2-14.0	7.3-15.5
	Heat [kW]	3.5-7.5	5.1-12.5	6.0-15.0	6.2-16.5	7.3-18.0
Power Input	Cool [kW]	2.25	3.12	4.14	4.65	4.97
	Heat [kW]	2.29	3.59	4.48	4.48	4.83
E.E.R./C.O.P.	Cool/Heat	3.15/3.27	3.21/3.48	3.02/3.35	3.01/3.68	3.12/3.73

		THREE PHASE		
INDOOR UNIT		FDYQN180LBV1	FDYQN200LBV1	FDYQN250LBV1
OUTDOOR UNIT		RZQ180LY1	RZQ200LY1	RZQ250LY1
Rated Capacity	Cool [kW]	18.0	20.0	23.5
	Heat [kW]	20.0	22.4	26.8
Capacity Range	Cool [kW]	10.8-18.0	12.0-20.0	15.0-23.5
	Heat [kW]	12.0-20.0	13.4-22.4	16.8-26.8
Power Input	Cool [kW]	5.88	6.44	7.85
	Heat [kW]	6.15	7.00	8.47
E.E.R./C.O.P.	Cool/Heat	3.06/3.25	3.11/3.20	2.99/3.16

FBQ

SLIM-LINE DUCTED



COMPACT DESIGN

The new and improved FBQ series has been designed to meet the construction challenges of modern commercial and medium density apartment development.

SIMPLE & SEAMLESS DESIGN

SUPERIOR DESIGN

With an industry leading compact size (245mm height), DC Fan on the indoor unit with an ESP of 150Pa and a built-in condensate pump with a lift of up to 850mm, the new & improved FBQ unit is ideal for applications with tight ceiling spaces. The 75m (100 Class) pipe run also enables greater flexibility in the placement of the outdoor unit.

AUTOMATIC AIRFLOW ADJUSTMENT

Commissioning has never been easier. Automatic Airflow Adjustment feature allows the fan speed to adjust automatically to suit your duct design during commissioning, simplifying the process and saving time.

DESIGN FLEXIBILITY

The new & improved FBQ series also allows for the option of either rear suction or bottom suction configuration giving you greater installation flexibility and easier access for maintenance.

BASIC SPECIFICATIONS

		SINGLE PHASE				THREE PHASE
INDOOR UNIT		FBQ50EVE	FBQ60EVE	FBQ71EVE	FBQ100EVE	FBQ100EVE
OUTDOOR UNIT		RZQS50AV1	RZQS60AV1	RZQS71AV1	RZQS100AV1	RZQS100AY1
Rated Capacity	Cool (kW)	5.0	5.8	7.1	10.0	10.0
	Heat (kW)	6.0	7.0	8.0	11.2	11.2
Capacity Range	Cool (kW)	3.2-5.6	3.2-6.0	3.2-8.0	5.0-11.2	5.0-11.2
	Heat (kW)	3.5-7.0	3.5-8.0	3.5-9.0	5.1-12.8	5.1-12.8
Power Input	Cool (kW)	1.35	1.59	1.99	2.73	2.73
	Heat (kW)	1.43	1.83	1.98	2.82	2.82
E.E.R./C.O.P.	Cool/Heat	3.70/4.20	3.65/3.83	3.57/4.04	3.66/3.97	3.66/3.97

Full product specifications – page 20

FDXS

BULKHEAD SYSTEM



EFFICIENT & DISCREET

The FDXS Bulkhead range is the ideal choice for air conditioning areas where a discreet installation is preferred.

The indoor unit fits flush into the ceiling with only the suction air and discharge grilles visible inside your home and leaving maximum floor and wall space for furniture, decoration and fittings.

EASY INSTALLATION

COMPACT & LIGHTWEIGHT

The compact form factor and light weight of the FDXS Series makes it suitable for a variety of applications with limited installation space while also being easy to handle during installation.

QUIET OPERATION

The FDXS Series is truly discrete with whisper quiet operations (35dBA on the FDXS 25 Class) to ensure limited impact to internal room acoustics.

BASIC SPECIFICATIONS

		SINGLE PHASE			
Indoor Unit		FDXS25LVMA	FDXS35LVMA	FDXS50LVMA	FDXS60LVMA
Outdoor Unit		RXS25LBVMA	RXS35LBVMA	RXS50LBVMA	RXS60LBVMA
Rated Capacity	Cool [kW]	2.4	3.4	5.0	6.0
	Heat [kW]	3.2	4.0	5.8	7.0
Capacity Range	Cool [kW]	1.3-3.0	1.4-3.8	2.3-5.3	3.0-6.5
	Heat [kW]	1.3-4.5	1.4-5.0	2.3-6.0	3.0-8.0
Power Input (Rated)	Cool [kW]	0.69	1.03	1.5	1.91
	Heat [kW]	0.91	1.14	1.72	2.17
E.E.R/C.O.P	C/H	3.48/3.52	3.30/3.51	3.33/3.37	3.14/3.23

WHY CHOOSE A DAIKIN SPECIALIST DEALER?



LIKE US, OUR DEALERS ARE SPECIALISTS. THEY KNOW THE UPS AND DOWNS, INS AND OUTS OF AIR CONDITIONING. SO THEIR EXPERTISE ENSURES YOU GET THE RIGHT ADVICE FOR YOUR NEEDS.

CUSTOMISED SOLUTIONS FOR YOUR HOME

Daikin Specialist Dealers provide custom designed solutions for your home through an in-home quotation. Dealers will not only supply and install the best possible air conditioning solution but will also provide ongoing maintenance to ensure peak efficient performance over the life of the system.

To take the stress out of air-conditioning your home, speak to a Daikin Specialist Dealer. With over 450 Specialist Dealers across Australia and New Zealand, our specialists are ready to help you fit the right air conditioning solution for your home.





FDYQ50D
FDYQ60D



FDYQ71LA



FDYQ100LA
FDYQ125LA



FDYQ140LB
FDYQ160LA



RZQS50A
RZQS60A



RZQS71A



RZQS100A
RZQS125A
RZQS140A
RZQS160A

PREMIUM INVERTER [Single Phase]

PRODUCT SPECIFICATION

		SINGLE PHASE						
INDOOR UNIT		FDYQ50DV1	FDYQ60DV1	FDYQ71LAV1	FDYQ100LAV1	FDYQ125LAV1	FDYQ140LBV1	FDYQ160LAV1
OUTDOOR UNIT		RZQS50AV1	RZQS60AV1	RZQS71AV1	RZQS100AV1	RZQS125AV1	RZQS140AV1	RZQS160AV1
Rated Capacity	Cool [kW]	5.1	6.0	7.1	10.0	12.5	14.0	16.0
	Heat [kW]	6.0	7.0	7.5	12.5	15.0	16.5	18.0
Capacity Range	Cool [kW]	3.2-5.6	3.2-6.0	3.2-8.0	5.0-11.2	5.7-14.0	6.2-15.5	7.3-16.3
	Heat [kW]	3.5-7.0	3.5-8.0	3.5-9.0	5.1-12.8	6.0-16.2	6.2-18.0	7.3-18.2
Power Input [Rated]	Cool [kW]	1.5	1.71	2.05	2.62	3.68	4.13	4.92
	Heat [kW]	1.62	2.09	1.89	3.02	3.79	4.29	4.72
E.E.R./C.O.P.	Cool/Heat	3.40/3.70	3.51/3.35	3.46/3.96	3.82/4.14	3.40/3.96	3.39/3.85	3.25/3.81
Air flow Rate [Rated]	l/s	370	400	566	814	840	1000	1120
Indoor Sound Level [H] @ 1.5m	dBA	44.4	45.2	40.5	43	45	46	48
Piping Length	[m]	50			75			
Indoor Fan Speeds		H/M/L						
Dimensions [HxWxD]	Indoor [mm]	300x1015x851		360x1188x869	360x1498x899		430x1498x943	
	Outdoor [mm]	770x900x320		990x940x320	1430x940x320			
Weight	Indoor [kg]^	35	35	47	57	61	64	64
	Outdoor [kg]	64	64	75	108	108	108	108
Power Supply	V/Hz	1 Phase, 220-240V, 50Hz						
Compressor Type		Hermetically Sealed Swing Type			Hermetically Sealed Scroll Type			
Refrigerant		R410A						
Pipe Sizes	Liquid [mm]	6.4 [Flared]			9.5 [Flared]			
	Gas [mm]	12.7 [Flared]			15.9 [Flared]			
	Drain [mm]	ID 25 / OD 32						
Supply Air Opening	mm [HxW, Flange]	202x762		243x751	243x1152		315x1152	
Return Air Opening	mm [Oval]	1x400 [Oval]			2x400 [Oval]			
Outdoor Operating Range	Cool [°CDB]	-5 to 46						
	Heat [°CWB]	-15 to 16						
EPA Sound Power Level	dBA	66	66	69	69	-	-	-
Outdoor Sound Level [H] @ 1m	Pressure dBA [C/H]	48/50		50/52	53/55	54/56		57/59

Notes:

i. The Rated Capacity, Power Input and Running Current are measured in accordance with AS/NZS 3823.1.2

Cooling: Indoor temp: 27°CDB/19°CWB, Outdoor temp: 35°CDB/24°CWB

Heating: Indoor temp: 20°CDB/15°CWB, Outdoor temp: 7°CDB/6°CWB

ii. Indoor and outdoor sound levels are determined in an anechoic chamber and may differ once the unit is installed due to ambient conditions



FDYQ100LA
FDYQ125LA



FDYQ140LB
FDYQ160LA



FDYQ180LB
FDYQ200LB
FDYQ250LA



RZQS100A
RZQS125A
RZQS140A
RZQS160A



RZQS180A
RZQS200A



RZYQ10P

PREMIUM INVERTER [Three Phase]

PRODUCT SPECIFICATION

		THREE PHASE						
INDOOR UNIT		FDYQ100LAV1	FDYQ125LAV1	FDYQ140LBV1	FDYQ160LAV1	FDYQ180LBV1	FDYQ200LBV1	FDYQ250LAV1
OUTDOOR UNIT		RZQS100AY1	RZQS125AY1	RZQS140AY1	RZQS160AY1	RZQS180AY1	RZQS200AY1	RZYQ10PUY1
Rated Capacity	Cool [kW]	10.0	12.5	14.0	16.0	18.0	20.0	24.0
	Heat [kW]	12.5	15.0	16.5	18.0	20.0	22.4	26.8
Capacity Range	Cool [kW]	5.0-11.2	5.7-14.0	6.2-15.5	7.3-16.3	10.8-20.0	12.0-22.4	15.0-28.0
	Heat [kW]	5.1-12.8	6.0-16.2	6.2-18.0	7.3-18.2	12.0-22.4	13.4-25.0	16.8-31.5
Power Input [Rated]	Cool [kW]	2.62	3.68	4.13	4.92	5.64	6.08	7.47
	Heat [kW]	3.02	3.79	4.29	4.72	5.84	6.17	8.14
E.E.R./C.O.P.	Cool/Heat	3.82/4.14	3.40/3.96	3.39/3.85	3.25/3.81	3.19/3.42	3.29/3.63	3.21/3.29
Air flow Rate [Rated]	l/s	814	840	1000	1120	1180	1200	1400
Indoor Sound Level [H] @ 1.5m	dBA	43	45	46	48	45.5	44	49.5
Piping Length	[m]	75				100		150
Indoor Fan Speeds		H/M/L						
Dimensions	Indoor [mm]	360x1498x899		430x1498x943		500x1230x970	500x1430x970	500x1430x910
[HxWxD]	Outdoor [mm]	1430x940x320				1680x930x765		1680x1240x765
Weight	Indoor [kg]^	57	61	64	64	78	86	92
	Outdoor [kg]	108	108	108	108	192		285
Power Supply	V/Hz	3 Phase, 380-415V, 50Hz						
Compressor Type		Hermetically Sealed Scroll Type						
Refrigerant		R410A						
Pipe Sizes	Liquid [mm]	9.5 (Flared)				9.5 (Brazed)		
	Gas [mm]	15.9 (Flared)				19.1 (Brazed)		22.2 (Brazed)
	Drain [mm]	ID 25 / OD 32				BSP 3/4 inch Internal Thread		
Supply Air Opening	mm [HxW, Flange]	243x1152		315x1152		376x827		376x938
Return Air Opening	mm [Oval]	2x400 [Oval]				350x918 [Flange]	350x1118 [Flange]	
Outdoor Operating Range	Cool [°CDB]	- 5 to 46				- 5 to 43		
	Heat [°CWB]	- 15 to 16				- 20 to 16		
EPA Sound Power Level	dBA	69	-	-	-	-	-	-
Outdoor Sound Level [H] @ 1m	Pressure dBA [C/H]	53/55	54/56		57/59	57/57		60/60

Notes:

i. The Rated Capacity, Power Input and Running Current are measured in accordance with AS/NZS 3823.1.2

Cooling: Indoor temp: 27°CDB/19°CWB, Outdoor temp: 35°CDB/24°CWB

Heating: Indoor temp: 20°CDB/15°CWB, Outdoor temp: 7°CDB/6°CWB

ii. Indoor and outdoor sound levels are determined in an anechoic chamber and may differ once the unit is installed due to ambient conditions



FDYQN71LA



FDYQN100LA FDYQN140LB
FDYQN125LA FDYQN160LA



FDYQN180LB
FDYQN200LB
FDYQN250LB



RZQ71L



RZQ100L



RZQ125L



RZQ140L
RZQ160L



RZQ180L
RZQ200L
RZQ250L

STANDARD INVERTER [Single & Three Phase]

PRODUCT SPECIFICATION

		SINGLE PHASE					THREE PHASE		
INDOOR UNIT		FDYQN71LAV1	FDYQN100LAV1	FDYQN125LAV1	FDYQN140LBV1	FDYQN160LAV1	FDYQN180LBV1	FDYQN200LBV1	FDYQN250LBV1
OUTDOOR UNIT		RZQ71LV1	RZQ100LV1	RZQ125LV1	RZQ140LV1	RZQ160LV1	RZQ180LY1	RZQ200LY1	RZQ250LY1
Rated Capacity	Cool [kW]	7.1	10.0	12.5	14.0	15.5	18.0	20.0	23.5
	Heat [kW]	7.5	12.5	15.0	16.5	18.0	20.0	22.4	26.8
Capacity Range	Cool [kW]	3.2-7.1	5.0-10.0	5.7-12.5	6.2-14.0	7.3-15.5	10.8-18.0	12.0-20.0	15.0-23.5
	Heat [kW]	3.5-7.5	5.1-12.5	6.0-15.0	6.2-16.5	7.3-18.0	12.0-20.0	13.4-22.4	16.8-26.8
Power Input [Rated]	Cool [kW]	2.25	3.12	4.14	4.65	4.97	5.88	6.44	7.85
	Heat [kW]	2.29	3.59	4.48	4.48	4.83	6.15	7.00	8.47
E.E.R./C.O.P.	Cool/Heat	3.15/3.27	3.21/3.48	3.02/3.35	3.01/3.68	3.12/3.73	3.06/3.25	3.11/3.20	2.99/3.16
Air flow Rate Rated	l/s	566	814	840	1000	1120	1180	1200	1400
Indoor Sound Level [H] @ 1.5m	dBA	40.5	44	45	48.5	50.5	45.5	44	49.5
Piping Length	[m]	50	75					50	
Indoor Fan Speeds		H/M/L							
Dimensions [HxWxD]	Indoor [mm]	360x1188x869	360x1498x899				500x1230x970	500x1430x970	
	Outdoor [mm]	770x900x320	990x940x320	1170x900x320	1430x940x320		1680x930x765		
Weight	Indoor [kg]	47	56	61	61	61	78	86	92
	Outdoor [kg]	64	75	98	108	108	192	192	193
Power Supply	V/Hz	1 Phase, 220-240V, 50Hz					3 Phase, 415v, 50Hz		
Compressor Type		Hermetically Sealed Swing Type	Hermetically Sealed Scroll Type						
Refrigerant Type		R410A							
Pipe Sizes	Liquid [mm]	9.5 [Flared]					9.5 [Brazed]		
	Gas [mm]	15.9 [Flared]					19.1 [Brazed]		22.2 [Brazed]
	Drain [mm]	ID 25 / OD 32					BSP 3/4 inch Internal Thread		
Supply Air Opening	mm [HxW, Flange]	243x751	243x1152				376x827		376x938
Return Air Opening	mm [Oval]	1x400 [Oval]	2x400 [Oval]				350x918 [Flange]		350x1118 [Flange]
Outdoor Operating Range	Cool [°CDB]	-5 to 46					-5 to 43		
	Heat [°CWB]	-15 to 16					-20 to 16		
EPA Sound Power Level	dBA	66	69	-	-	-	-	-	-
Outdoor Sound Level [H] @ 1m	Pressure dBA [C/H]	49/51	51/53		54/56	57/59	57/57		60/60

Notes:

i. The Rated Capacity, Power Input and Running Current are measured in accordance with AS/NZS 3823.1.2

Cooling: Indoor temp: 27°CDB/19°CWB, Outdoor temp: 35°CDB/24°CWB

Heating: Indoor temp: 20°CDB/15°CWB, Outdoor temp: 7°CDB/6°CWB

ii. Indoor and outdoor sound levels are determined in an anechoic chamber and may differ once the unit is installed due to ambient conditions



FBQ50E
FBQ60E
FBQ71E
FBQ100E



RZQ550A
RZQ560A



RZQ571A



RZQ5100A

FBQ [Single & Three Phase]

PRODUCT SPECIFICATION

		SINGLE PHASE				THREE PHASE
INDOOR UNIT		FBQ50EVE	FBQ60EVE	FBQ71EVE	FBQ100EVE	FBQ100EVE
OUTDOOR UNIT		RZQ550AV1	RZQ560AV1	RZQ571AV1	RZQ5100AV1	RZQ5100AV1
Rated Capacity	Cool (kW)	5.0	5.8	7.1	10.0	10.0
	Heat (kW)	6.0	7.0	8.0	11.2	11.2
Capacity Range	Cool (kW)	3.2-5.6	3.2-6.0	3.2-8.0	5.0-11.2	5.0-11.2
	Heat (kW)	3.5-7.0	3.5-8.0	3.5-9.0	5.1-12.8	5.1-12.8
Power Input (Rated)	Cool (kW)	1.35	1.59	1.99	2.73	2.73
	Heat (kW)	1.43	1.83	1.98	2.82	2.82
E.E.R./C.O.P.	Cool/Heat	3.70/4.20	3.65/3.83	3.57/4.04	3.66/3.97	3.66/3.97
Air flow Rate (Rated)	l/s	300	300	383	533	533
Indoor Sound Level (H) @ 1.5m	dB(A)	35	35	38	38	38
Piping Length	(m)	50				75
Indoor Fan Speeds		H/M/L				
Dimensions (HxWxD)	Indoor (mm)	245x1000x800				245x1400x800
	Outdoor (mm)	770x900x320		990x940x320		1430x940x320
Weight	Indoor (kg)	37	37	37	47	47
	Outdoor (kg)	64	64	75	108	108
Power Supply	V/Hz	1 Phase, 220-240V, 50Hz				3 Phase, 380-415V, 50Hz
Compressor Type		Hermetically Sealed Swing Type				Hermetically Sealed Scroll Type
Refrigerant		R410A				
Pipe Sizes	Liquid (mm)	9.5 (Flared)				
	Gas (mm)	15.9 (Flared)				
	Drain (mm)	ID 25 / OD 32				
Supply Air Opening	mm (HxW, Flange)	176x792				176x1192
Return Air Opening	mm (HxW, Flange)	208x952				208x1352
Outdoor Operating Range	Cool (°CDB)	-5 to 46				
	Heat (°CWB)	-15 to 16				
EPA Sound Power Level	dB(A)	66	66	69	69	69
Outdoor Sound Level (H) @ 1m	Pressure dB(A) [C/H]	48/50		50/52	53/55	53/55

Notes:

- The Rated Capacity, Power Input and Running Current are measured in accordance with AS/NZS 3823.1.2
Cooling: Indoor temp: 27°CDB/19°CWB, Outdoor temp: 35°CDB/24°CWB
Heating: Indoor temp: 20°CDB/15°CWB, Outdoor temp: 7°CDB/6°CWB
- Indoor and outdoor sound levels are determined in an anechoic chamber and may differ once the unit is installed due to ambient conditions



FDXS25L
FDXS35L
FDXS50L
FDXS60L



RXS25LB
RXS35LB



RXS50LB



RXS60LB

FDXS (Single Phase)

PRODUCT SPECIFICATION

		SINGLE PHASE			
Indoor Unit		FDXS25LVMA	FDXS35LVMA	FDXS50LVMA	FDXS60LVMA
Outdoor Unit		RXS25LBVMA	RXS35LBVMA	RXS50LBVMA	RXS60LBVMA
Rated Capacity	Cool [kW]	2.4	3.4	5.0	6.0
	Heat [kW]	3.2	4.0	5.8	7.0
Capacity Range	Cool [kW]	1.3-3.0	1.4-3.8	2.3-5.3	3.0-6.5
	Heat [kW]	1.3-4.5	1.4-5.0	2.3-6.0	3.0-8.0
Power Input [Rated]	Cool [kW]	0.69	1.03	1.5	1.91
	Heat [kW]	0.91	1.14	1.72	2.17
E.E.R/C.O.P	C/H	3.48/3.52	3.30/3.51	3.33/3.37	3.14/3.23
Air Flow Rate [Rated]	l/s	158	200	266	266
Indoor Sound Level [H] @ 1.5m	dBA	35	37	38	38
Piping Length	m	20		30	
Indoor Fan Speeds		5 Steps, Quiet and Automatic			
Dimensions [HxWxD]	Indoor [mm]	200x900x620		200x1100x620	
	Outdoor [mm]	550x765x285		770x900x320	990x940x320
Weight	Indoor [kg]	25	27	30	30
	Outdoor [kg]	34	34	71	80
Power Supply	V/Hz	1 Phase 220-240V, 50Hz			
Compressor Type		Hermetically Sealed Swing Type			
Refrigerant		R410A			
Pipe Sizes	Liquid [mm]	6.4 [Flared]		9.5 [Flared]	
	Gas [mm]	9.5 [Flared]		15.9 [Flared]	
	Drain [mm]	ID 20 / OD 26			
Supply Air Opening	mm [HxW, Flange]	153x860		153x1060	
Return Air Opening	mm [HxW, Flange]	160x780		160x980	
Outdoor Operating Range	Cool [°CDB]	10 to 46			
	Heat [°CWB]	-15 to 18			
EPA Sound Power Level	dBA	62	63	65	68
Outdoor Sound Level [H] @ 1m	Pressure dBA [C/H]	47/48	49/49	50/51	52/54

Notes:

i. The Rated Capacity, Power Input and Running Current are measured in accordance with AS/NZS 3823.1.2

Cooling: Indoor temp: 27°CDB/19°CWB, Outdoor temp: 35°CDB/24°CWB

Heating: Indoor temp: 20°CDB/15°CWB, Outdoor temp: 7°CDB/6°CWB

ii. Indoor and outdoor sound levels are determined in an anechoic chamber and may differ once the unit is installed due to ambient conditions

FEATURES & BENEFITS

Energy Efficiency

Inverter Operation

An inverter system works like the accelerator of a car, gently increasing or decreasing power to steadily maintain your optimum temperature without fluctuations. That means uninterrupted comfort and significant savings on running costs. Daikin premium inverters can also reach your desired temperature faster than conventional air conditioners.

Automatic Mode Changeover

Automatically selects heating or cooling modes to suit thermostat settings and prevailing room temperature.

Predicted Mean Vote (PMV) Control

Measures indoor and outdoor temperatures to calculate the ideal room temperature, gently adjusting it for the optimum balance between efficiency and comfort.

Temperature Limit Operations

Lets you pre-define temperature range for cooling or heating, to reduce energy consumption.

Home Leave

Ideal for cold climates, when activated, home leave turns your air conditioner on automatically when room temperatures drop below 10°C, keeping your home at or above 10°C so it never gets really cold.

Automatic Functions

Auto Restart After Power Failure

The air conditioner memorises the settings for mode, airflow, temperature etc. and automatically returns to them when power is restored after a power failure.

Self Diagnostics with Digital Display

Malfunction codes are displayed on your control panel for fast, easy fault diagnosis and maintenance.

Anti-Corrosion Coating

An anti-corrosion coating on outdoor heat exchangers gives greater resistance to salt damage and atmospheric corrosion.

Compact Design

The compact design of Daikin ducted indoor units allows them to be installed in confined areas, and they can also be dismantled for easier installation in tight roof spaces.

Comfort Control

Night Quiet Mode

Outdoor unit noise is automatically reduced by 3 dB when outdoor temperatures fall more than 6°C from the day's maximum (set during installation).

Program Dry Mode

In this mode, priority is given to reducing the level of humidity in the room rather than room temperature.

Intelligent Defrost

During heating operation in low ambient temperature conditions, frost can form on the outdoor unit heat exchanger which can reduce your air conditioner's performance. Daikin's intelligent defrost system constantly monitors a range of system parameters and temperatures to determine the optimum time to commence a defrost operation for maximum performance in cold conditions.

Hot Start

Prior to heating, the indoor unit warms to a pre-set temperature before the fan switches on, ensuring only warm air is discharged and eliminating cold drafts.

Quick Cool / Heat – Powerful Mode

This feature temporarily increases power to more rapidly reach your desired room temperature, before automatically returning to normal operation.

Timer Control

24 Hour On/Off Timer

This timer can be pre-set to start and stop at any time within a 24 hour period.

Night Set Mode

A timer off circuit gradually adjusts pre-set cooling and heating levels, preventing sudden temperature changes during the night and improving economy.

Seven Day Time Clock

This allows you to program your air conditioner to turn on or off at set times for every day of the week.

* Not all features available on all models – Please refer to checklist on page 23

FEATURES CHECKLIST

	Premium Inverter [1 phase]	Premium Inverter [3 phase]	Premium Inverter Slim-Line [1 phase]	Inverter Bulkhead [1 phase]	Standard Inverter [1 phase]	Standard Inverter [3 phase]
	FDYQ50DV1 FDYQ60DV1 FDYQ71LAV1 FDYQ100LAV1 FDYQ125LAV1 FDYQ140LBV1 FDYQ160LAV1	FDYQ100LAV1 FDYQ125LAV1 FDYQ140LBV1 FDYQ160LAV1 FDYQ180LBV1 FDYQ200LBV1 FDYQ250LAV1	FBQ50EVE FBQ60EVE FBQ71EVE FBQ100EVE [3 phase] FBQ100EVE	FDXS25LVMA FDXS35LVMA FDXS50LVMA FDXS60LVMA	FDYQN71LAV1 FDYQN100LAV1 FDYQN125LAV1 FDYQN140LBV1 FDYQN160LAV1	FDYQN180LBV1 FDYQN200LBV1 FDYQN250LBV1
Inverter Operation	✓	✓	✓	✓	✓	✓
DC Indoor Fan Motor	✓	✓	✓	✓	✓	✓
Swing Compressor	✓*		✓*	✓	✓*	
Scroll Compressor	✓	✓	✓		✓	✓
High Efficiency (HI-X) Indoor Heat Exchanger Coil	✓	✓	✓	✓	✓	✓
Automatic Mode Changeover	✓	✓	✓	✓	✓	✓
P.M.V. Control	✓	✓	✓		✓	✓
Temperature Limit Operations	✓ #	✓ #	✓		✓	✓
Home Leave	✓ #	✓ #	✓		✓	✓
Auto Restart After Power Failure	✓	✓	✓	✓	✓	✓
Self Diagnostics	✓	✓	✓	✓	✓	✓
Anti-Corrosion Coating for Outdoor Heat Exchanger	✓	✓	✓	✓	✓	✓
Indoor Unit Designed & Built in Australia	✓	✓			✓	✓
Long Piping Length	✓	✓	✓		✓	✓
High Strength Galvanized Steel Casing	✓	✓	✓	✓	✓	✓
Night Quiet Mode	✓ ○	✓	✓		✓	✓
Low Noise Operation	✓	✓	✓		✓	✓
Program Dry Mode	✓	✓	✓	✓	✓	✓
Intelligent Defrost	✓	✓	✓	✓	✓	✓
Hot Start	✓	✓	✓	✓	✓	✓
Quick Cool / Heat – Powerful Mode	✓	✓	✓	✓	✓	✓
Automatic Fan Speed				✓		
Automatic Airflow Adjustment	✓ +		✓			
Indoor Fan Cycles with Compressor Δ	✓	✓	✓		✓	✓
24 Hour On/Off Timer	✓	✓	✓	✓	✓	✓
Night Set Mode				✓		
Seven Day Time Clock	✓	✓	✓		✓	✓
Electronic Control System	✓	✓	✓	✓	✓	✓
Remote Operation ^x	✓	✓	✓		✓	✓

* FDYQ50-60DV1, FDYQ71LAV1, FDYQN71LAV1 & FBQ50-71EVE only – all others are scroll-type

Δ Can be set up by installer during installation

○ Not available for FDYQ50-60DV1

Not available on Zone Controller

+ Available on FDYQ50-60DV1 only

x Additional BRP15A61 required

Night Quiet and Night Set modes may reduce capacity

Low noise operation requires optional P.C.B.



ASSUMPTIONS

All representations made in Daikin marketing and promotional material are based on the assumptions that the correct equipment has been selected, appropriately sized and installed in accordance with Daikin's installation instructions and standard industry practices.

QUALITY CERTIFICATIONS

Daikin Industries Limited was the first air conditioning equipment manufacturer in Japan to receive ISO 9001 certification. All Daikin manufacturing facilities have been certified to ISO 9001 Quality Management System requirements. ISO 9001 is a certificate for quality assurance concerning 'design, development, manufacturing, installation and related service' of products manufactured at that factory.

Daikin Australia Pty Limited (ISO 9001)
QEC 23256 May 12, 2006
Sydney, Brisbane, Adelaide, Melbourne,
Newcastle, Townsville, Perth, Auckland



Daikin Australia Pty Limited (ISO 14001)
CEM 20437 October 27, 2006
Sydney, Brisbane, Adelaide, Melbourne,
Perth



ENVIRONMENTAL CERTIFICATIONS

Daikin Industries Limited has received ISO 14001 Environmental Certification for the Daikin production facilities listed below. ISO 14001 is an international standard specifying requirement for an environmental management system, enabling an organisation to formulate policy and objectives, taking into account legislative requirements and information about significant environmental impacts. It applies to those environmental aspects within the organisation's control and over which it can be expected to have an influence.

The certification relates only to the environmental management system and does not constitute any endorsement of the products shipped from the facility by the International Organisation for Standardisation.

Head Office / Tokyo Office
Shiga Plant (Japan)
Sakai Plant (Japan)
Daikin Industries Ltd (Thailand)
Yodogawa Plant (Japan)
Daikin Australia Pty. Ltd.

Certificate number: EC02J0355
Certificate number: EC99J2044
Certificate number: JQA-E-80009
Certificate number: JQA-E-90108
Certificate number: EC99J2057
Certificate number: CEM20437

**Residential Air Conditioning
Manufacturing Div (ISO 9001)**
JQA-0486 May 2, 1994 (Shiga Plant)

**Commercial Air Conditioning
and Refrigeration Manufacturing Div (ISO 9001)**
JMI0107 December 28, 1992
(Kanaoka Factory and Rinkai
Factory at Sakai Plant)

**Industrial System and Chiller Products
Manufacturing Div (ISO 9001)**
JQA-0495 May 16, 1994 (Yodogawa Plant and
Kanaoka Factory and Kishiwada Factory)

Daikin Europe N.V (ISO 9001)
Lloyd 928589.1 June 2, 1993

Daikin Industries (Thailand) Ltd
JQA-1452 September 13, 2002 (ISO 9001)



www.daikin.com.au

DEALER

Daikin Australia Pty Limited ABN 62 000 172 967 | E: sales@daikin.com.au | P: 1300 368 300

The specifications, designs and information in this brochure are subject to change without notice. Unit colours shown are as close as possible to actual unit colours. Colours depicted in this brochure may vary slightly.